

# David Rankin Watercolor Workshop

## Supply List of Recommended Gear

### PREFERRED WATERCOLOR GEAR

You cannot expect to achieve the best results using the cheapest paints, brushes, and papers that were designed for school children.

This is the recommended list of Watercolor Gear that David has standardized in order to train artists. The most critical is the paper. All of David's Training Procedures are geared for Rough Watercolor Paper. If you can't bring Rough... Cold Press will do. But the correct visual effects are harder to achieve on Cold Press.

---

### PREFERRED WATERCOLOR PAPER

- **Arches 140lb Rough Watercolor Block 12" x 16"**

This is David's preferred grade of paper for Training.

**NOTE:** If you cannot get Arches Watercolor Blocks... any other good quality 140lb. "Rough" Grade of paper will do. But avoid trying to train using cheap student grade pads of paper.



---

### PREFERRED PAINTS

A good grade of Watercolor Paint is essential to achieving the correct visual results **David Recommends, Trains & Uses only professional grade Windsor Newton Watercolors** And warns students against using cheaper... "Student Grade" colors.

*"If you are trying to learn how to play the piano... you don't try to learn on a cheap piano meant for children. Student grade watercolors do not react the same way as professional grade. And failing to achieve the proper visual effect you will naturally think that it's your skills that are lacking. But in fact... it's the cheap children's watercolors you are using."*

**NOTE:** This collection of colors is not complete. Most artists also own numerous other colors and many of the newest colors on the market. But this is David's basic Training Palette of colors. Also... although he uses Windsor Newton exclusively for training purposes... if you already own these colors in another brand that's fine. His greatest concern is not so much the brand... but **the grade.**

You will achieve better results when you train with **Professional Grade Paints.**

Student Grade paints are cheaper... for a reason. They're made for children.

### Basic Palette


Paynes Gray




Neutral Tint



Burnt Umber



Burnt Sienna



Hookers Green




Indian Yellow



**Gouache Colors** Gouache colors contain more pigment. And although any of the standard Watercolor Blues will work fine... David likes to use this very bold Gouache Blue. But he doesn't use it as a traditional Gouache color. Instead he uses it in a traditional transparent watercolor manner. But because it contains a richer brighter blue it works well and creates a brighter palette.

Intense Blue (Gouache)



**Spice Colors** These are very strong bright colors in their full strength. David refers to these as Spice Colors in that just a little of these colors in a painting's palette brightens the whole palette.

Permanent Rose



Windsor Green  
Blue Shade



### Recommended Training Brushes

David is a Master of Watercolor Brush Technique. And he uses only good brushes not cheap ones. Here again... you'll achieve far better results with good brushes. His favorite Training Brush is the...

#### Steve Quiller #7010 - 1" Wash Brush.

Again... this is not a complete set of Watercolor Brushes. But these are the ones David Trains with primarily.

- 1" Wash Brush
- 1/2" Wash Brush
- Rigger ( Long Fat Body )

